

TINY BUILDERS CRAFTS FOR CHRISTMAS



This holiday season, inspire your little builder(s) with fun and festive activities that spark creativity and hands-on learning. Whether they're constructing a gingerbread house or crafting Santa's workshop, these simple projects will encourage your child to explore the world of building, architecture, and engineering. With each project, you'll not only create holiday memories together, but nurture skills that can fuel a lifelong love for constructing and creating. Use the list below to engage your child in imaginative holiday-themed building projects.

Share your skills with us using [#RMBuilderExpress](#)




BUILD A GINGERBREAD STRUCTURE

Use graham crackers, icing, and candy to construct a gingerbread structure. Focus on creating sturdy walls and roofs, then decorate with holiday treats. We recommend a gingerbread clinic for elves...




PAPER TRAINS

Use our template to create your personal paper train. Design your own color and design system. Once design is complete, start constructing using our instructions or get creative and display it in your own style.




CREATE A CARDBOARD SANTA'S WORKSHOP

Use recycled cardboard boxes to design and build Santa's workshop. Encourage kids to cut out doors, windows, and add details like chimneys or toy assembly lines.



CHRISTMAS VILLAGE WITH BUILDING BLOCKS

Design a mini Christmas village using wooden blocks or LEGO™ bricks. Build houses, trees, and even a little train station for Santa's arrival.



PAPER SNOWFLAKE CHAIN

Make paper snowflakes and link them together to create a festive snowflake chain. Help your kids learn about symmetry while crafting their winter decorations.